

راهنمای فیوزهای

کمری هیبرید



خدمات نصب باتری خودرو در محل

021 88200200

www.car-inform.com

Toyota Camry (XV50; 2012-2017) fuses

*In this article, we consider the fifth-generation Toyota Camry (XV50), produced from 2011 to 2019. Here you will find fuse box diagrams of **Toyota Camry 2012, 2013, 2014, 2015, 2016 and 2017**, get information about the location of the fuse panels inside the car, and learn about the assignment of each fuse (fuse layout).*

See other Toyota Camry:

Fuse Layout Toyota Camry 2012-2017



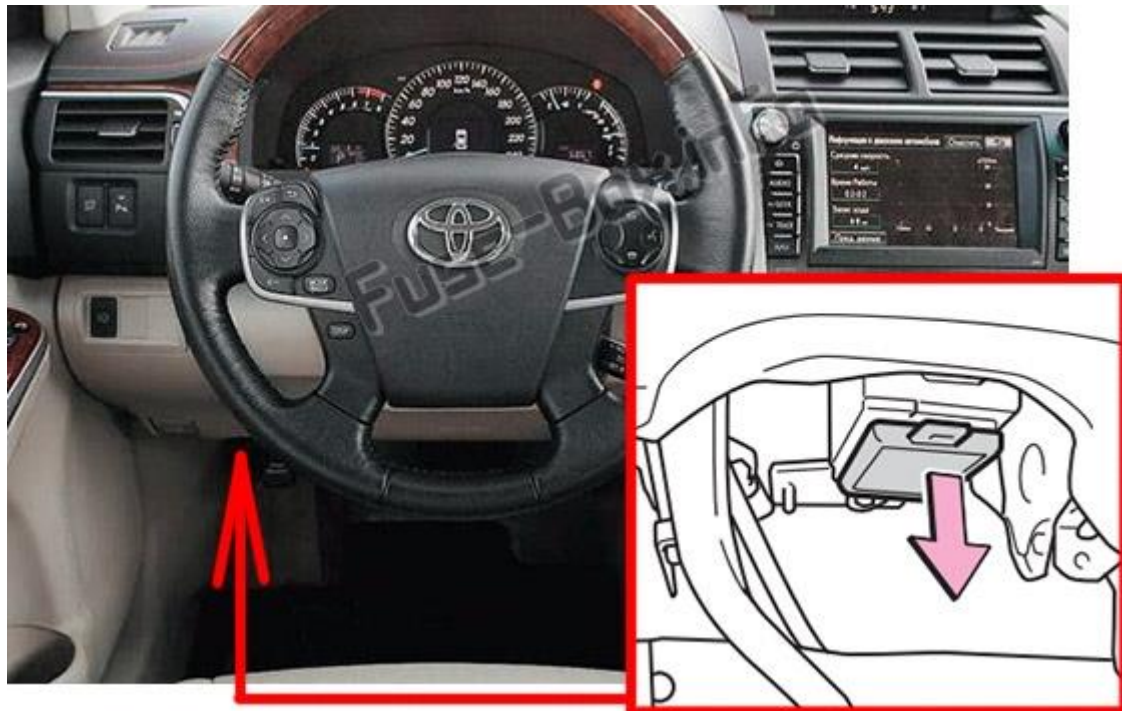
Cigar lighter (power outlet) fuses in the Toyota Camry are the fuses #15 "P/OUTLET RR" and #34 "CIG&P/ OUTLET" in the Instrument panel fuse box.

Passenger Compartment Fuse Box

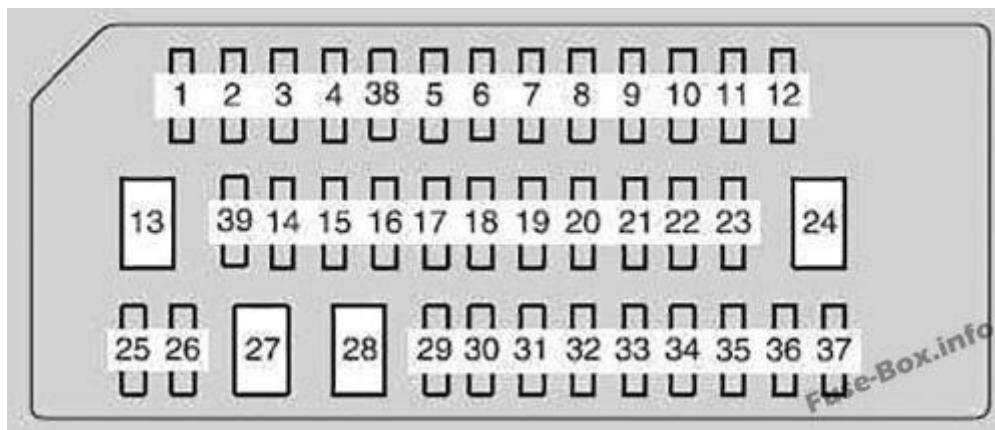
Fuse box location

www.car-inform.com

The fuse box is located under the instrument panel (on the driver's side), under the cover.



Fuse box diagram



Advertisements

Assignment of the fuses in the Passenger Compartment

No	Name	Amp	Circuit
1	ECU-IG1 NO.2	10	Shift lock control system, seat heaters, smart key system, tire pressure warning system, wireless remote control, multiplex communication system, audio system, navigation system, moon roof, auto anti-glare inside rear view mirror
2	ECU-IG1 NO.1	10	Vehicle stability control system, electric cooling fans, steering sensor, multiport fuel injection system/ sequential multiport fuel injection system, charging system, rear window

www.car-inform.com

No	Name	Amp	Circuit
			defogger, outside rear view mirror defoggers, Blind Spot Monitor
3	PANEL	10	Switch illumination, air conditioning system, shift lever light, glove box light, interior lights, personal lights, audio system, navigation system
4	TAIL	15	Parking lights, side marker lights, tail lights, license plate lights, fog lights
5	EPS-IG1	7.5	Electric power steering
5	DOOR R/R	20	Rear right-hand power windows
6	ECU-IG1 NO.3	7.5	Blind Spot Monitor
6	DOOR F/L	20	Front left-hand power windows, outside mirror control ECU
7	S/HTR&FAN F/L	10	Seat heaters
7	DOOR R/L	20	Rear left-hand power windows
8	H-LP LVL	7.5	Automatic headlight leveling system
9	WASHER	10	Windshield wipers and washer
10	A/C-IG1	7.5	Air conditioning system
11	WIPER	25	Windshield wipers and washer
12	BKUP LP	7.5	Back-up lights, multiport fuel injection system/sequential multiport fuel injection system, electronic controlled transmission, audio system, navigation system
13	DOOR NO.1	30	Power windows
14	WIPER-S	5	No circuit

www.car-inform.com

No	Name	Amp	Circuit
14	EPS-IG1	7.5	Electric power steering
15	P/OUTLET RR	20	Power outlet
16	SFT LOCK-ACC	5	Shift lock control system
17	DOOR R/R	20	Rear right-hand power windows
17	S./HTR&FAN F/R	10	Seat heaters (front right)
18	DOOR R/L	20	Rear left-hand power windows
18	S/HTR&FAN F/L	10	Seat heaters (front left)
19	OBD	10	On-Board diagnosis system
20	ECU-B NO.2	10	Smart key system, tire pressure warning system
21	DOOR NO.2	20	Power windows
22	AM1	7.5	Multiport fuel injection system/ sequential multiport fuel injection system, starter system
23	STOP	7.5	Tail lights, multiport fuel injection system/sequential multiport fuel injection system, vehicle stability control system, anti-lock brake system, electronic controlled transmission, high mounted stoplight, smart key system, shift lock control system
24	P/SEAT RR	30	No circuit
25	A/C -B	7.5	Air conditioning system
26	S/ROOF	10	Moon roof
27	P/SEAT FR	30	Power seats

www.car-inform.com

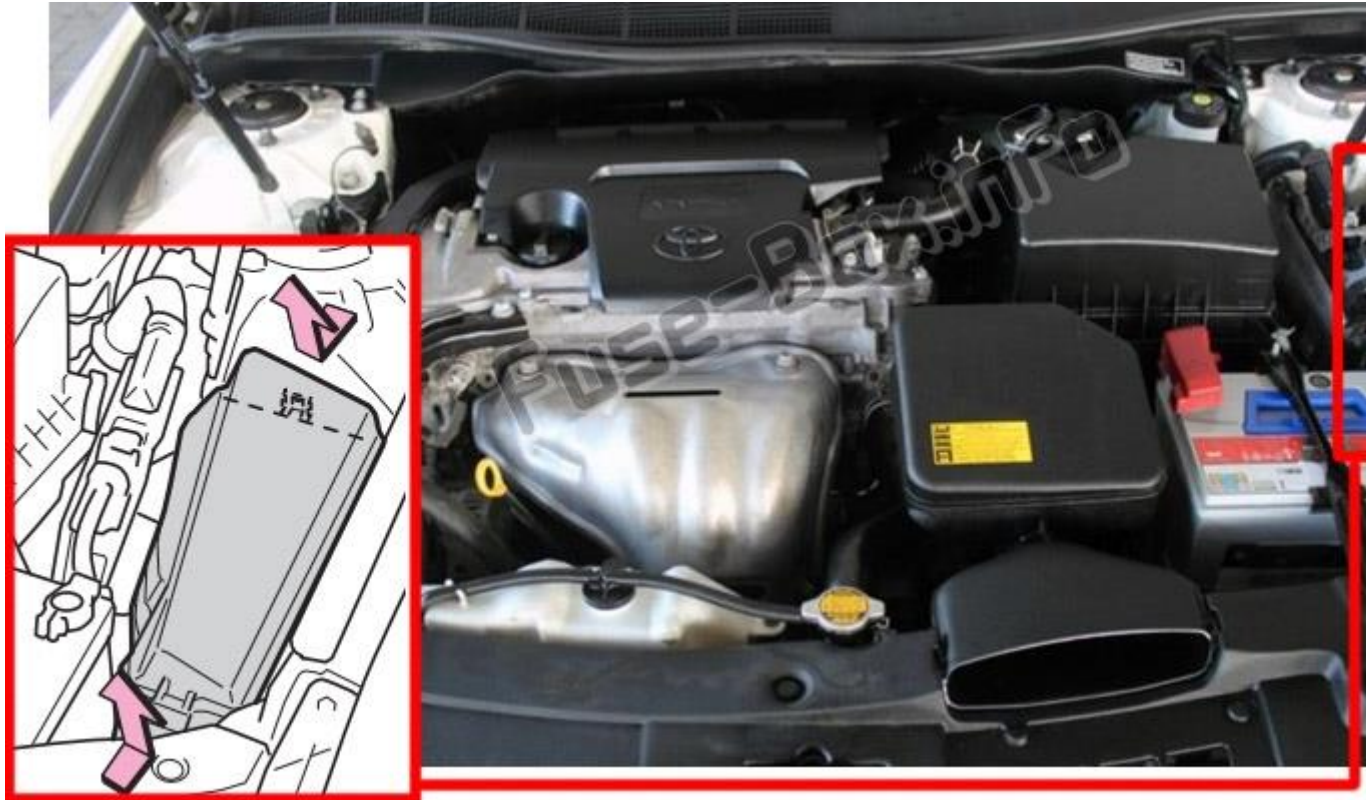
No	Name	Amp	Circuit
28	PSB	30	No circuit
29	D/L-AM1	20	Multiplex communication system, power door lock, trunk opener switch
30	TI&TE	20	No circuit
31	A/B	10	Front passenger occupant classification system, SRS airbag system
32	ECU-IG2 NO.1	7.5	Multiport fuel injection system/ sequential multiport fuel injection system
33	ECU-IG2 NO.2	7.5	Smart key system, Blind Spot Monitor
34	CIG&P/ OUTLET	15	Power outlet
35	ECU-ACC	7.5	Clock, outside rear view mirrors, multiplex communication system, audio system, navigation system
36	S/HTR&FAN FI R	10	Seat heaters
37	S/HTR RR	20	No circuit
38	DOOR F/R	10	Front right-hand power windows, outside mirror control ECU
39	ECU-IG1 NO.3	7.5	No circuit

Fuse Box in the Engine Compartment

Fuse box location

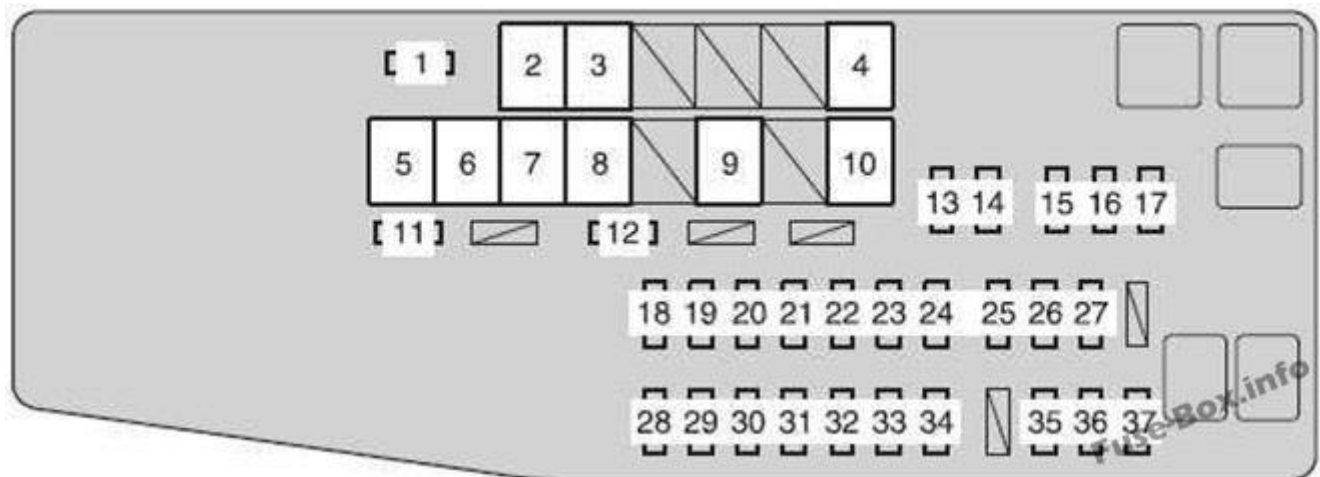
www.car-inform.com

It is located in the engine compartment (left-side).



Advertisements

Fuse box diagram



Assignment of the fuses in the Engine Compartment

Nº	Name	Amp	Circuit
1	METER-IG2	5	Gauge and meters
2	FAN	50	2GR-FE: Electric cooling fans
3	H-LPCLN	30	No circuit

www.car-inform.com

No	Name	Amp	Circuit
4	HTR	50	Air conditioning system
5	ALT	120	Charging system
6	ABS NO.2	30	Vehicle stability control system
7	ST/AM2	30	Starter system, ECU-IG2 NO.1, A/B, ECU-IG2 NO.2
8	H-LP-MAIN	30	H-LP LH-LO, H-LP RH-LO, MNL H-LP LVL, headlights (low beam)
9	ABS NO.1	50	Vehicle stability control system
10	EPS	80	Electric power steering
11	S-HORN	7.5	S-HORN
12	HORN	10	Horns
13	EFI NO.2	15	Multiport fuel injection system/ sequential multiport fuel injection system, electronic controlled transmission
14	EFI NO.3	7.5	2AR-FE: Multiport fuel injection system/ sequential multiport fuel injection system
14	EFI NO.3	10	2GR-FE: Multiport fuel injection system/ sequential multiport fuel injection system
15	INJ	7.5	Multiport fuel injection system/ sequential multiport fuel injection system
16	ECU-IG2 NO.3	7.5	Multiport fuel injection system/ sequential multiport fuel injection system, steering lock system, electronic controlled transmission
17	IGN	15	Starter system
18	D/L-AM2	20	No circuit

www.car-inform.com

No	Name	Amp	Circuit
19	IG2-MAIN	25	IGN, INJ, METER-IG2, ECU-IG2 NO.3, A/B, ECU-IG2 NO.2, ECU-IG2 NO.1
20	ALT-S	7.5	Charging system
21	MAYDAY	5	MAYDAY
22	TURN&HAZ	15	Turn signal lights, emergency flashers, gauge and meters
23	STRG LOCK	10	Steering lock system
24	AMP	15	Audio system
25	H-LP LH-LO	15	Halogen headlight: Left-hand headlight (low beam), manual headlight leveling system
25	H-LP LH-LO	20	Discharge headlight: Left-hand headlight (low beam), manual headlight leveling system
26	H-LP RH-LO	15	Halogen headlight: Right-hand headlight (low beam)
26	H-LP RH-LO	20	Discharge headlight: Right-hand headlight (low beam)
27	MNL H-LP LVL	7.5	Discharge headlight: Manual headlight leveling system
28	EFI-MAIN NO.1	30	Multiport fuel injection system/ sequential multiport fuel injection system, EFI NO.2, EFI NO.3, A/F sensor
29	SMART	5	No circuit
30	ETCS	10	Electronic throttle control system
31	TOWING	20	No circuit
32	EFI NO.1	7.5	Multiport fuel injection system/ sequential multiport fuel injection system, electronic controlled transmission

www.car-inform.com

No	Name	Amp	Circuit
33	EFI-MAIN NO.2	20	2AR-FE: A/F sensor
33	A/F	20	2GR-FE: A/F sensor
34	AM 2	7.5	Smart key system
35	RADIO-B	20	Audio system, navigation system
36	DOME	7.5	Clock, vanity lights, interior lights, personal lights, trunk light, door courtesy lights
37	ECU-B NO.1	10	Multiplex communication system, smart key system, gauge and meters, tire pressure warning system, wireless remote control, steering sensor, front passenger occupant classification system, Blind Spot Monitor