

راهنمای جعبه فیوز

سانگ یانگ کایرون Kyron




خدمات نصب باتری خودرو در محل

021 88200200

FUSE AND RELAY BOX

If any of the electrical system components do not operate, check its corresponding fuse. If the fuse is blown, replace it with the same capacity.

Interior Fuse and Relay Box



The fuse box is located at the right side of the instrument panel. To access the interior fuse box, open the passenger's door and remove the fuse box cover with a screwdriver.

CAUTION

- When an electrical system does not operate, check its fuse first. If a fuse is blown, check its capacity and replace it with the same capacity.
- If you remove an electric system's fuse while the system is operating, the electrical equipment could be damaged. Always remove the ignition key from the ignition switch and turn off all electric devices.
- Always replace a specified fuse with the same rating.
- If a newly inserted fuse blows again after a short time, have the electrical system checked and repaired by a Ssangyong Dealer or Ssangyong Authorized Service Center.

Interior Fuse and Relay Box




The fuse box is located at the left side of the instrument panel. To access the interior fuse box, open the driver's door and remove the fuse box cover with a screwdriver.




Engine Compartment
Fuse and Relay Box

HOW TO CHECK AND REPLACE FUSE



1. Turn off all electrical systems and remove the ignition key from the key cylinder.
2. Open the fuse and relay box cover.
3. Locate the defective fuse.
4. Pull out the relevant fuse by using the fuse puller.
5. Visually check whether it is blown or not.
6. If normal, insert it to its original position.
7. If blown, check its capacity and replace it with the same capacity.



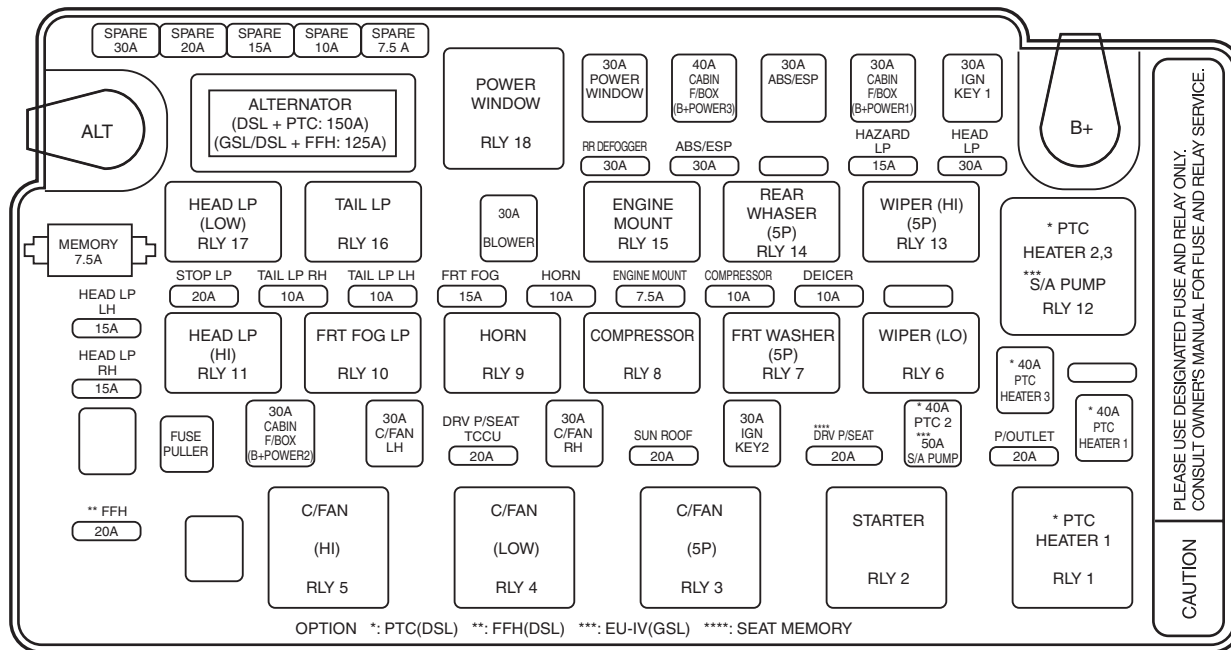
WARNING

- The use of anything other than the specified fuse could cause damage to the electrical system and even cause a fire.
- The use of different types or different rating fuses could cause damage to the electrical system and even cause a fire. Always replace a fuse with the one with the same rating.

NOTE

The underhood fuse and relay box has some spare fuses. Refill the fuses immediately as you use them. The fuse rating is indicated on the upper surface of the fuse.

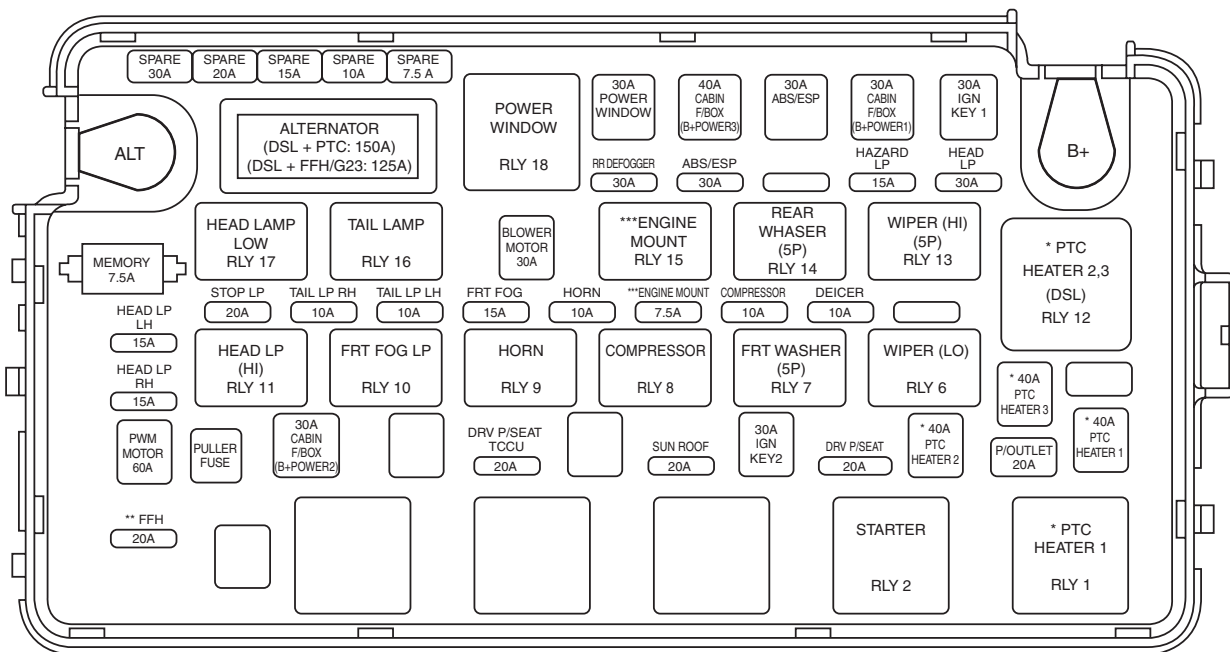
ENGINE ROOM FUSE BOX LABEL (D27DT/D20DT DIESEL, G32D GASOLINE ENGINE)



⚠ CAUTION

The figure for fuse box in the manual may not match to the label on the actual box cover. In this case, refer to the label attached on the fuse box cover.

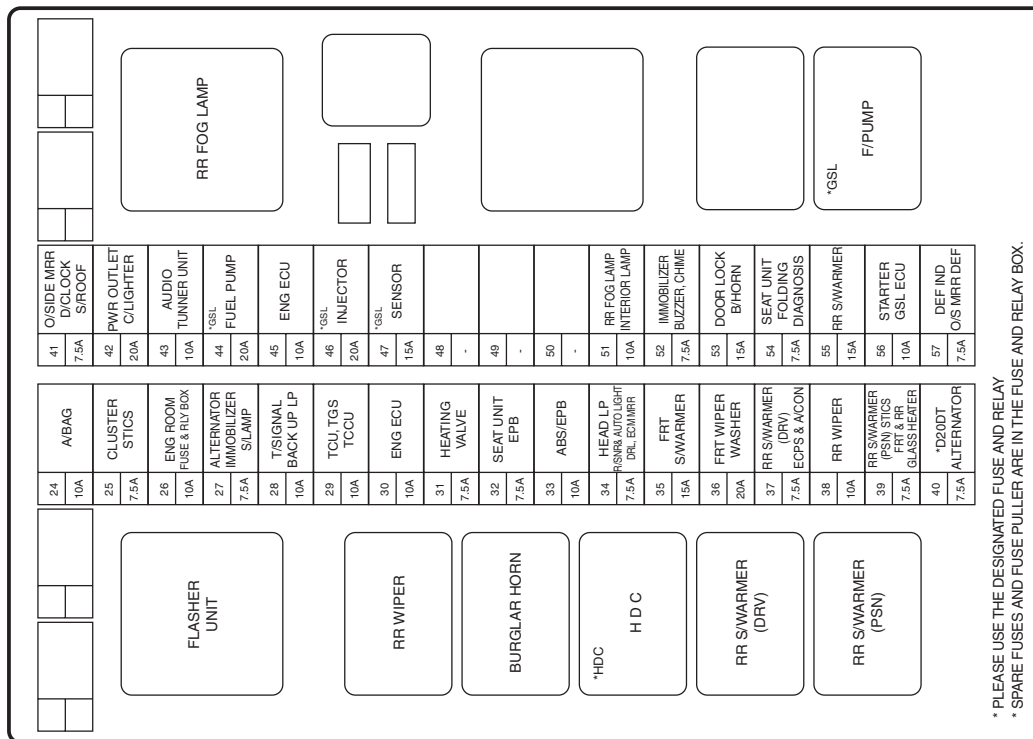
ENGINE ROOM FUSE BOX LABEL (G23D GASOLINE ENGINE)



⚠ CAUTION

The figure for fuse box in the manual may not match to the label on the actual box cover.
In this case, refer to the label attached on the fuse box cover.

INTERIOR FUSE BOX LABEL (DRIVER'S SIDE)

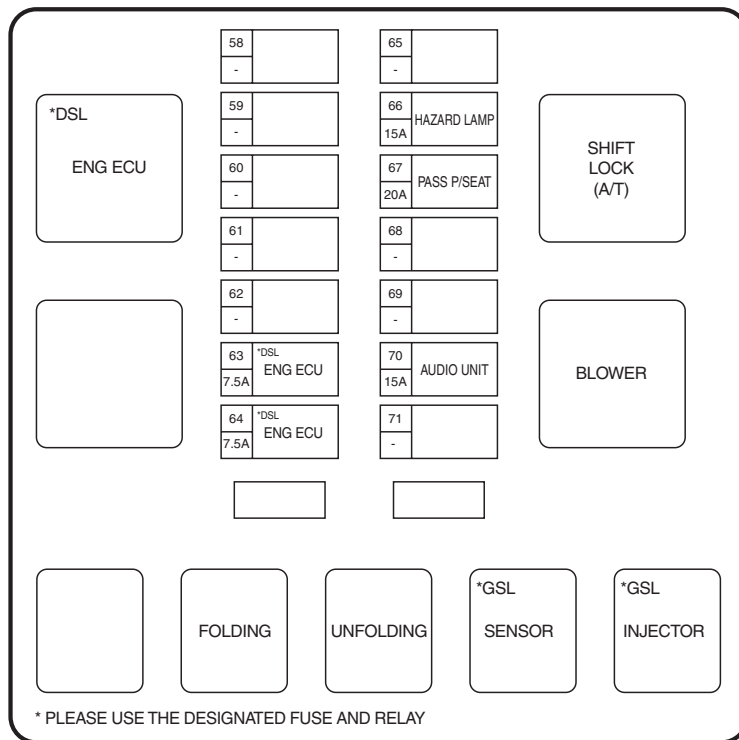


* PLEASE USE THE DESIGNATED FUSE AND RELAY
* SPARE FUSES AND FUSE PULLER ARE IN THE FUSE AND RELAY BOX.

CAUTION

The figure for fuse box in the manual may not match to the label on the actual box cover. In this case, refer to the label attached on the fuse box cover.

INTERIOR FUSE BOX LABEL (PASSENGER'S SIDE)



CAUTION

The figure for fuse box in the manual may not match to the label on the actual box cover. In this case, refer to the label attached on the fuse box cover.