

راهنمای فیوزهای
تویوتا پریوس 2018



خدمات نصب باتری خودرو در محل

021 88200200

www.vag-hub.com

Toyota Prius (XW50; 2016-2019..) fuses and relays

*In this article, we consider the fourth-generation Toyota Prius (XW50), available from 2015 to the present. Here you will find fuse box diagrams of **Toyota Prius 2016, 2017, 2018 and 2019**, get information about the location of the fuse panels inside the car, and learn about the assignment of each fuse (fuse layout) and relay.*

See other Toyota Prius:

Fuse Layout Toyota Prius 2016-2019...

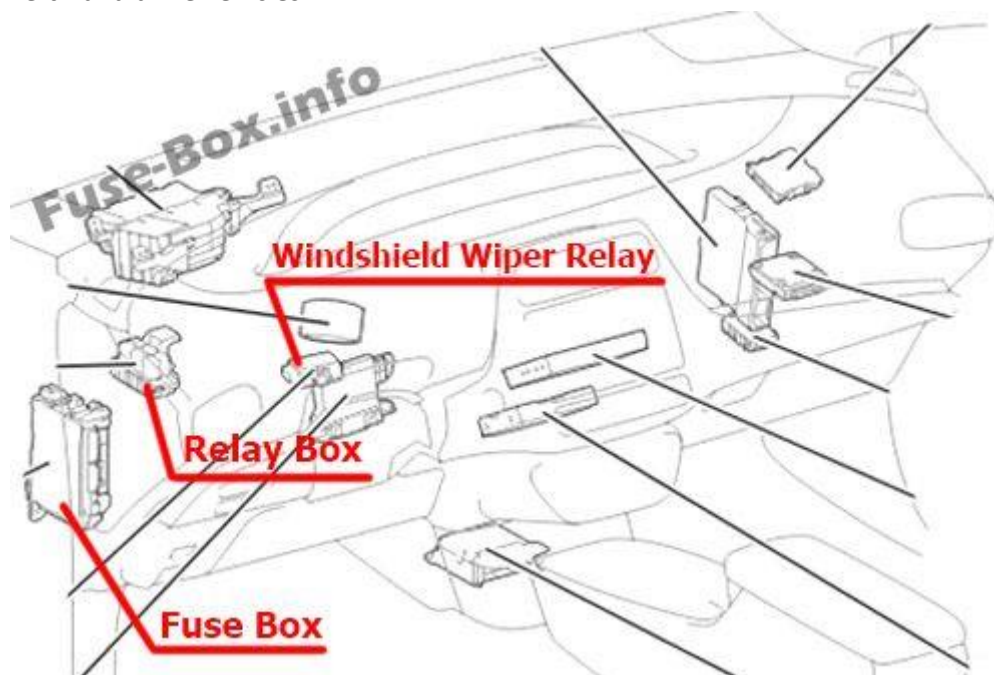


Cigar lighter (power outlet) fuses in the Toyota Prius are the fuse #1 "P/OUTLET NO.1" in the Instrument panel fuse box, and fuse #2 "P/OUTLET NO.2" in the Engine Compartment Fuse Box.

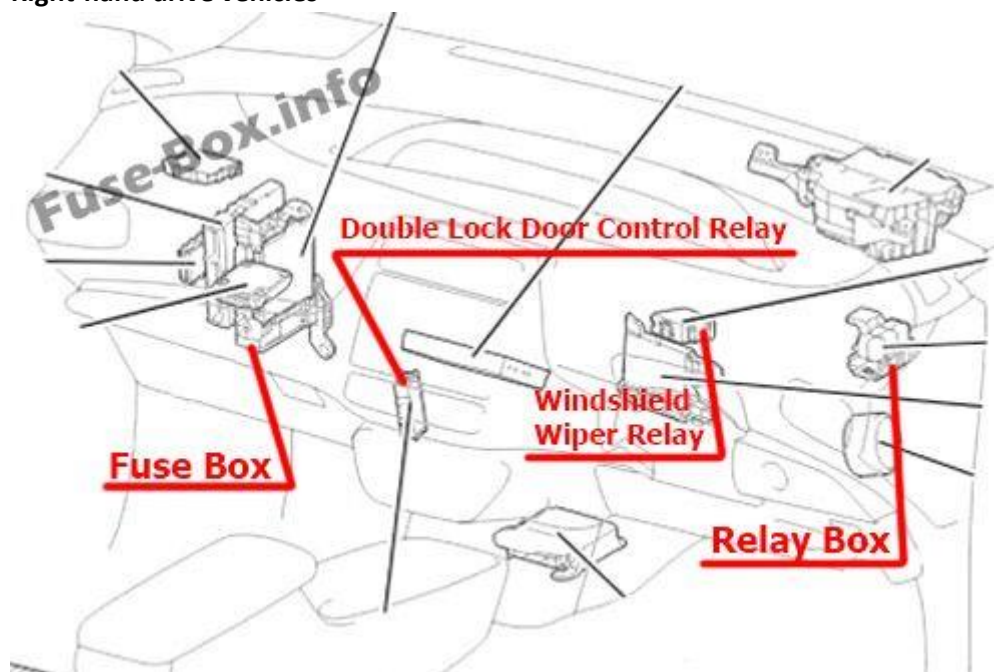
Passenger compartment overview

www.vag-hub.com

Left-hand drive vehicles



Right-hand drive vehicles



Passenger Compartment Fuse Box

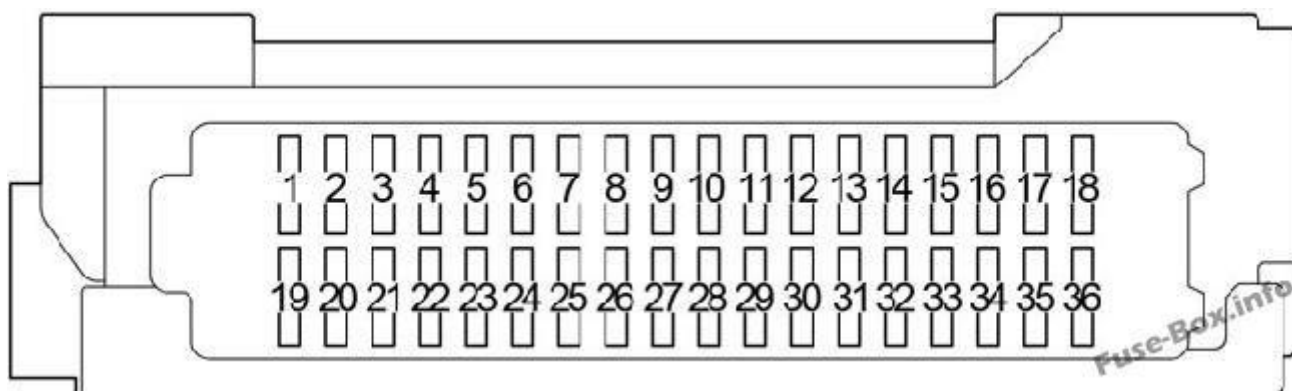
Fuse box location

www.vag-hub.com

The fuse box is located under the instrument panel (left side), under the cover.



Fuse box diagram



Assignment of the fuses in the Passenger Compartment

No	Name	Amp	Circuit
1	ECU-B NO.2	7.5	Air Conditioner, Cruise Control, Door Lock Control, Grille Shutter, Hybrid System, Multiplex Communication System (CAN), Power Window, Remote Control Mirror, Shift Control System, Theft Deterrent, Tire Pressure Warning System, Vehicle Proximity Notification System

www.vag-hub.com

No	Name	Amp	Circuit
2	ECU-B NO.1	5	Back Door Opener, Cruise Control, Entry & Start System, Hybrid System, Immobiliser System, Shift Control System, Starting, Steering Lock, Vehicle Proximity Notification System, Wireless Door Lock Control
3	D/L	20	Door Lock Control, Back Door Opener, Entry & Start System, Immobiliser System, Starting, Steering Lock, Wireless Door Lock Control
4	STOP	7.5	Stop Light, ABS, Back Door Opener, Cruise Control, Dynamic Radar Cruise Control, Entry & Start System, Hybrid System, Immobiliser System, Shift Control System, Starting, Steering Lock, TRC, Vehicle Proximity Notification System, VSC, Wireless Door Lock Control
5	AM2	7.5	Back Door Opener, Entry & Start System, Immobiliser System, Starting, Steering Lock, Wireless Door Lock Control
6	HAZ	10	Turn Signal and Hazard Warning Light, Back Door Opener, Combination Meter, Entry & Start System, Immobiliser System, Starting, Steering Lock, Wireless Door Lock Control
7	PANEL	5	Illumination, Taillight
8	TAIL	10	Taillight, Rear Fog Light, Front Fog Light, Illumination
9	DOOR	20	Power Window
10	DOOR R/R	20	Power Window
11	P/OUTLET NO.1	15	Power Outlet
12	-	-	-
13	WASHER	15	Front Wiper and Washer, Rear Wiper and Washer
14	WIPER RR	15	Rear Wiper and Washer

www.vag-hub.com

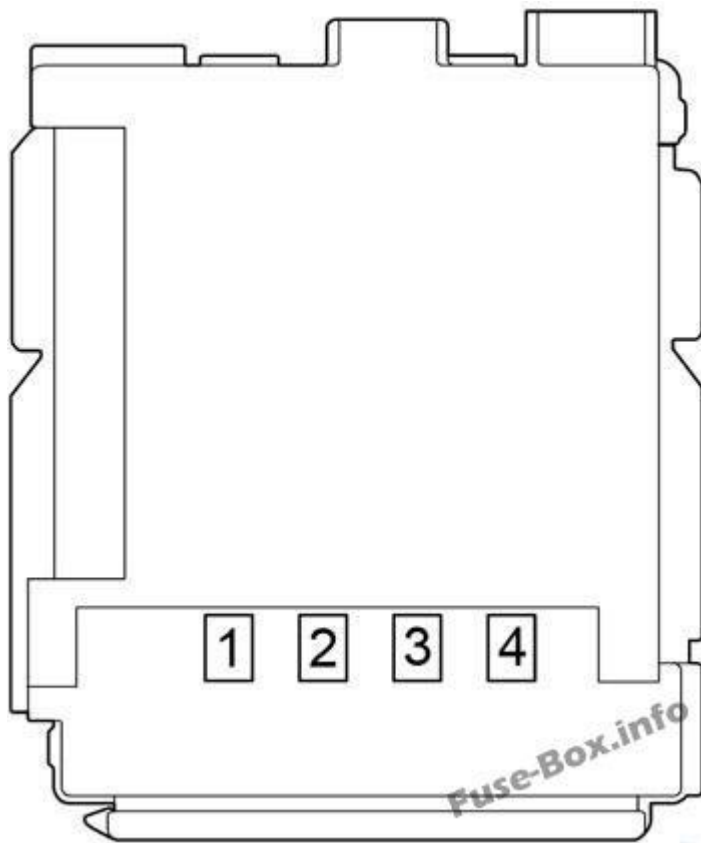
No	Name	Amp	Circuit
15	ECU-IG1 NO.4	10	ABS, Air Conditioner, Audio System, Automatic Glare-Resistant EC Mirror, Automatic Light Control, Back Door Opener, Back Guide Monitor System, Blind Spot Monitor System, Combination Meter, Cruise Control, Door Lock Control, Double Locking, Dynamic Radar Cruise Control, Entry & Start System, Front Fog Light, Front Wiper and Washer (w/ Auto Wiper System), Headlight, Headlight Beam Level Control, Hybrid System, Illumination, Immobiliser System, Intelligent Parking Assist, Interior Light, Lane Departure Alert, Light Auto Turn Off System, Light Reminder, Mirror Heater, Multiplex Communication System (CAN), Navigation System, Power Window, Pre-Crash Safety System, Rear Fog Light, Rear View Monitor System (Built-in Type Amplifier), Rear Window Defogger, Remote Control Mirror, Seat Belt Warning, Seat Heater, Shift Control System, Sliding Roof, Starting, Steering Lock, Taillight, Theft Deterrent, Tire Pressure Warning System, TRC, Vehicle Proximity Notification System, VSC, Wireless Door Lock Control
16	BKUP LP	7.5	Back-Up Light, Audio System, Back Guide Monitor System, Navigation System, Rear View Monitor System (Built-in Type Amplifier)
17	ECU-IG1 NO.2	5	ABS, TRC, VSC
18	-	-	-
19	FOG RR	7.5	Rear Fog Light
20	OBD	7.5	On-Board Diagnosis System
21	DOME	7.5	Interior Light, Back Door Opener, Entry & Start System, Immobiliser System, Starting, Steering Lock, Wireless Door Lock Control
22	DOOR BACK	7.5	Back Door Opener, Entry & Start System, Immobiliser System, Starting, Steering Lock, Wireless Door Lock Control
23	-	-	-

No	Name	Amp	Circuit
24	ECU-DCC NO.2	10	ABS, Air Conditioner, Audio System, Automatic Light Control, Back Door Opener, Back Guide Monitor System, Combination Meter, Cruise Control, Door Lock Control, Double Locking, Dynamic Radar Cruise Control, Engine Control, Entry & Start System, EPS, Front Fog Light, Fuel Lid Opener, Grille Shutter, Headlight, Headlight Beam Level Control, Hybrid System, Illumination, Immobiliser System, Intelligent Parking Assist, Interior Light, Lane Departure Alert, Light Auto Turn Off System, Light Reminder, Navigation System, Power Window, Pre-Crash Safety System, Rear Fog Light, Rear View Monitor System (Built-in Type Amplifier), Remote Control Mirror, Seat Belt Warning, Shift Control System, Sliding Roof, SRS, Starting, Steering Lock, Taillight, Telematics System, Theft Deterrent, Tire Pressure Warning System, TRC, Turn Signal and Hazard Warning Light, Vehicle Proximity Notification System, VSC, Wireless Charger System, Wireless Door Lock Control, Wireless Door Lock Control
25	ECU-DCC NO.1	5	ABS, TRC, VSC
26	RADIO	15	Audio System, Back Guide Monitor System, Navigation System, Rear View Monitor System (Built-in Type Amplifier)
27	DOOR R/L	20	Power Window
28	-	-	-
29	-	-	-
30	-	-	-
31	ECU-ACC	5	ABS, Air Conditioner, Audio System, Automatic Light Control, Back Door Opener, Back Guide Monitor System, Combination Meter, Door Lock Control, Double Locking, Entry & Start System, Front Fog Light, Headlight, Headlight Beam Level Control, Illumination, Immobiliser System, Interior Light, Light Auto Turn Off System, Light Reminder, Multiplex Communication System (CAN), Navigation System, Power Outlet, Power Window, Rear Fog Light, Rear View Monitor System (Built-in Type Amplifier), Remote Control Mirror, Seat Belt Warning, Sliding Roof, Starting, Steering Lock, Taillight, Telematics System, Theft Deterrent, Tire Pressure Warning System, TRC, VSC, Wireless Charger System, Wireless Door Lock Control

www.vag-hub.com

No	Name	Amp	Circuit
32	ECU-IG1 NO.3	7.5	Air Conditioner, Dynamic Radar Cruise Control, Headlight, Headlight Beam Level Control, Illumination, Lane Departure Alert, Mirror Heater, Pre-Crash Safety System, Rear Window Defogger, Taillight
33	EPS-IG1	5	EPS
34	A/BAG-IG2	10	SRS, Seat Belt Warning
35	METER-IG2	5	ABS, Air Conditioner, Audio System, Automatic Light Control, Back Door Opener, Back Guide Monitor System, Combination Meter, Cruise Control, Dynamic Radar Cruise Control, Engine Control, Entry & Start System, EPS, Front Fog Light, Fuel Lid Opener, Grille Shutter, Headlight, Headlight Beam Level Control, Hybrid System, Illumination, Immobiliser System, Intelligent Parking Assist, Lane Departure Alert, Light Auto Turn Off System, Light Reminder, Navigation System, Power Window, Pre-Crash Safety System, Rear Fog Light, Rear View Monitor System (Built-in Type Amplifier), Seat Belt Warning, Shift Control System, Sliding Roof, SRS, Starting, Steering Lock, Taillight, Telematics System, Theft Deterrent, Tire Pressure Warning System, TRC, Turn Signal and Hazard Warning Light, Vehicle Proximity Notification System, VSC, Wireless Door Lock Control
36	ECU-IG2 NO.3	5	ABS, Cruise Control, Dynamic Radar Cruise Control, Hybrid System, Multiplex Communication System (CAN), Shift Control System, Telematics System, TRC, Vehicle Proximity Notification System, VSC

www.vag-hub.com



No	Name	Amp	Circuit
1	-	-	-
2	POWER	30	Power Window
3	P/SEAT	30	Power Seat
4	S/ROOF	30	Sliding Roof

Advertisements

Relay Box


No	Relay
R1	(R/MIR (-))
R2	(R/MIR (+))
R3	Ignition (IG1 NO.4)
R4	-

www.vag-hub.com

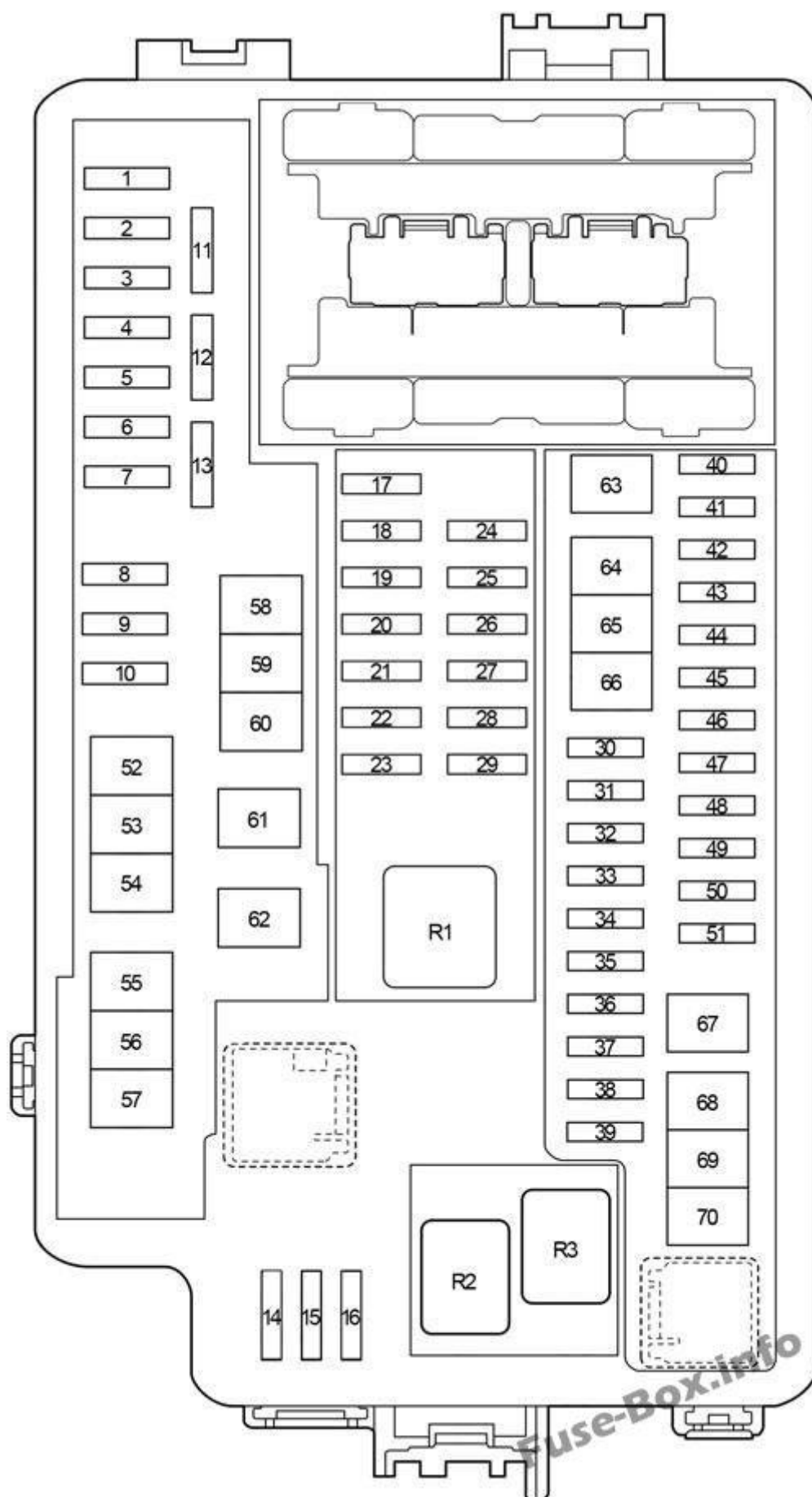
№	Relay
R5	Front fog light (FR FOG)
R6	RHD: Theft deterrent (S-HORN)

Engine Compartment Fuse Box

Fuse box location



Fuse box diagram



Advertisements

Assignment of the fuses and relay in the Engine Compartment

No	Name	Amp	Circuit
1	WIPER	30	Front Wiper and Washer
2	P/OUTLET NO.2	15	Power Outlet
3	DOOR DBL/L	20	Double Locking
4	-	-	-
5	FUEL OPN	10	Engine Control, Fuel Lid Opener
6	S/HTR-MAIN	20	Seat Heater
7	-	-	-
8	FOG FR	10	Front Fog Light
9	TOWING- DC/DC	20	Trailer Towing
10	ENG W/PMP	25	Engine Control, Air Conditioner, Fuel Lid Opener
11	-	-	-
12	-	-	-
13	-	-	-
14	-	-	-
15	-	-	-
16	-	-	-
17	-	-	-

www.vag-hub.com

No	Name	Amp	Circuit
18	S/HTR F/L	10	Seat Heater
19	S/HTR F/R	10	Seat Heater
20	EFI NO.2	10	Air Conditioner, Cooling Fan, Engine Control, Fuel Lid Opener
21	EFI NO.3	10	Engine Control, Fuel Lid Opener
22	INJ	15	Ignition, Combination Meter, Engine Control, Fuel Lid Opener
23	ECU-IG2 NO.1	10	Cruise Control, Engine Control, Fuel Lid Opener, Hybrid System, Shift Control System, Vehicle Proximity Notification System
24	PM-IGCT	10	Hybrid System, Cruise Control, Dynamic Radar Cruise Control, Shift Control System, Vehicle Proximity Notification System
25	IGCT NO.2	10	Cruise Control, Dynamic Radar Cruise Control, Hybrid System, Shift Control System, Vehicle Proximity Notification System
26	BATT FAN	15	Hybrid System, Cruise Control, Shift Control System, Vehicle Proximity Notification System
27	PCU FR	10	Hybrid System, Cruise Control, Shift Control System, Vehicle Proximity Notification System
28	INV W/PMP	10	Hybrid System, Cruise Control, Shift Control System, Vehicle Proximity Notification System
29	PCU BUB/PCU RR	10	Hybrid System, Cruise Control, Shift Control System, Vehicle Proximity Notification System
30	TOWING-B	20	Trailer Towing
31	S-HORN	10	Theft Deterrent

www.vag-hub.com

No	Name	Amp	Circuit
32	-	-	-
33	ETCS	10	Engine Control, Fuel Lid Opener
34	HORN	10	Horn, Back Door Opener, Entry & Start System, Immobiliser System, Starting, Steering Lock, Wireless Door Lock Control
35	-	-	-
36	-	-	-
37	-	-	-
38	D/C CUT	25	"ECU-DCC NO.2", "ECU-DCC NO.1", "RADIO" fuses
39	EFI-MAIN	20	Engine Control, Cooling Fan, Air Conditioner, Fuel Lid Opener
40	-	-	-
41	IG2-MAIN	25	"ECU-IG2 NO.1", "INJ" fuses
42	-	-	-
43	BATT-S	5	Cruise Control, Hybrid System, Shift Control System, Vehicle Proximity Notification System
44	AMP	10	Audio System, Back Guide Monitor System, Navigation System
45	-	-	-
46	ABS NO.3	10	ABS, TRC, VSC
47	ABS NO.2	10	ABS, TRC, VSC
48	DC M/MAYDAY	10	Telematics System

www.vag-hub.com

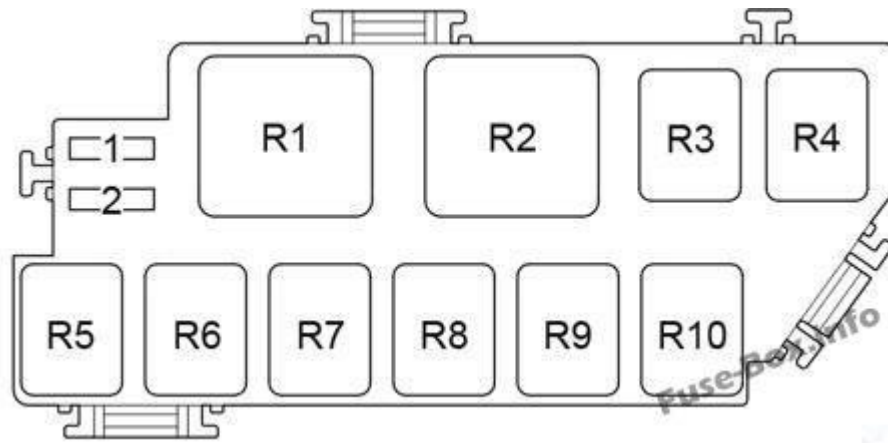
No	Name	Amp	Circuit
49	P CON MTR	30	Hybrid System, Cruise Control, Shift Control System, Vehicle Proximity Notification System
50	H-LP RH	20	Headlight, Headlight Beam Level Control, Automatic Light Control, Illumination, Light Auto Turn Off System, Light Reminder, Taillight
51	H-LP LH	20	Headlight, Headlight Beam Level Control, Automatic Light Control, Illumination, Light Auto Turn Off System, Light Reminder, Taillight
52	DEF	50	Rear Window Defogger, Mirror Heater
53	PTC HTR NO.3	30	PTC Heater
54	-	-	-
55	HTR	40	Air Conditioner
56	PTC HTR NO.2	30	PTC Heater
57	ABS MTR NO.2	30	ABS, TRC, VSC
58	-	-	-
59	FAN NO.2	30	Cooling Fan
60	PTC HTR NO.1	50	PTC Heater
61	FAN NO.1	30	Cooling Fan
62	ABS-MAIN	30	ABS, TRC, VSC
63	-	-	-

www.vag-hub.com

No	Name	Amp	Circuit
64	IGCT-IG	40	Hybrid System, Cruise Control, Dynamic Radar Cruise Control, Shift Control System, Vehicle Proximity Notification System, "INV W/PMP", "PCU FR", "BATT FAN", "PCU BUB/PCU RR", "IGCT NO.2", "PM-IGCT" fuses
65	ABS MTR NO.3	30	ABS, TRC, VSC
66	ABS MTR NO.1	30	ABS, TRC, VSC
67	J/B-B	50	IG2-NO.2 Relay, "D/L", "ECU-B NO.1", "ECU-B NO.2", "HAZ", "STOP", "AM2" fuses
68	-	-	-
69	-	-	-
70	-	-	-
Relay			
R1			(IGCT)
R2			(ENG W/PMP)
R3			Horn

Advertisements

Relay Box

**Engine Compartment Relay Box**

No	Name	Amp	Circuit
1	MIR HTR	10	Mirror Heater, Rear Window Defogger
2	DRL	10	Headlight, Headlight Beam Level Control
Relay			
R1			Rear Window Defogger (DEF)
R2			PTC Heater (PTC HTR NO.1)
R3			Fuel Pump (C/OPN)
R4			Cooling Fan (FAN NO.3)
R5			Cooling Fan (FAN NO.2)
R6			PTC Heater (PTC HTR NO.2)
R7			Cooling Fan (FAN NO.1)
R8			-
R9			-
R10			PTC Heater (PTC HTR NO.3)

www.vag-hub.com

Fusible Link Block

No	Name	Amp	Circuit
1	J/B-AM	60	ACC Relay, TAIL Relay, IG1-NO.2 Relay, IGI-NO.1 Relay, "POWER", "P/SEAT", "S/ROOF", "DOOR R/R", "DOOR R/L", "DOOR", "FOG RR", "DOME", "OBD", "DOOR BACK" fuses
2	EPS	80	EPS
3	DC/DC	120	"J/B-AM", "FOG FR", "ENG W/PMP", "HTR", "ABS MTR NO.2", "FAN NO.1", "FAN NO.2", "FUEL OPN", "P/OUTLET NO.2", "PTC HTR NO.3", "PTC HTR NO.2", "PTC HTR NO.1", "ABS-MAIN", "DOOR DBL/L", "WIPER", "S/HTR-MAIN", "TOWING-DC/DC", "DEF" fuses
4	BATT-MAIN	140	"HORN", "ETCS", "TOWING-B", "ABS MTR NO.1", "S-HORN", "P CON MTR", "DCM/MAYDAY", "ABS NO.2", "ABS NO.3", "BATT-S", "ABS MTR NO.3", "H-LP LH", "AMP", "H-LP RH", "J/B-B", "D/C CUT", "IGCT-IG", "EFI-MAIN", "IG2-MAIN", "DRL" fuses